

GEH50DEEDSC GeoSpring™ hybrid electric water heater

Dimensions and Installation Information (in inches)

Local Installation Regulations: This water heater must be installed in accordance with these instructions, local codes, utility codes, utility company requirements or, in the absence of local codes, the latest edition of the National Electrical Code. It is available from some local libraries or can be purchased from the National Fire Prevention Association, Batterymarch park, Quincy, MA 02169 as booklet ANSI/NFPA 70.

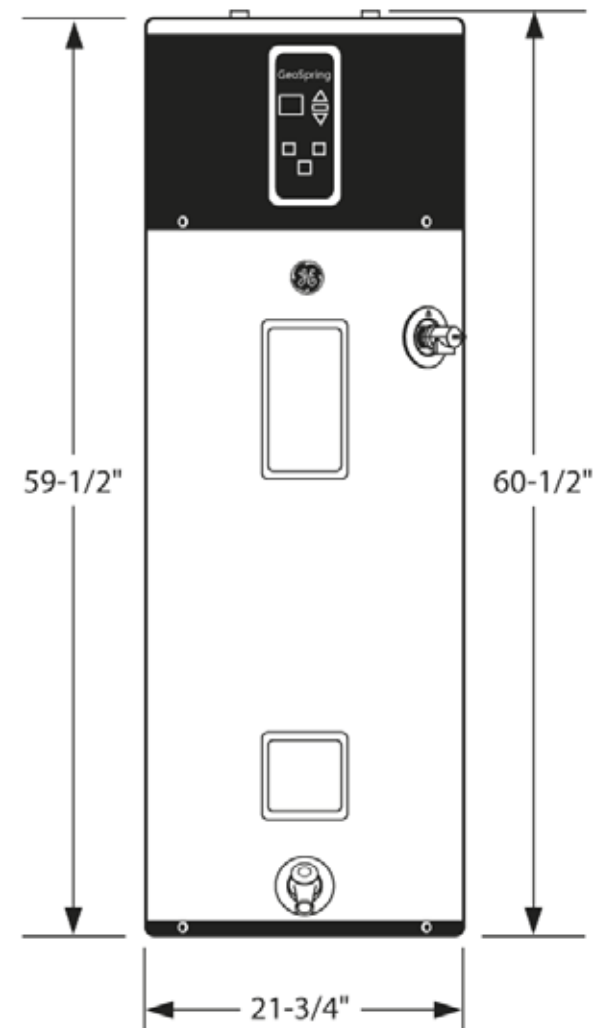
Installation Information: For complete information, see installation instructions packed with your water heater.

Power Requirements: Check the markings on the rating plate of the water heater to be certain the power supply corresponds to the water heater requirements.

Location: Locate the water heater in a clean dry area as near as practical to the area of greatest heated water demand. Long uninsulated hot water lines can waste energy and water.

Note: Because this unit draws in air from the room to heat the water, the room must be at least 10' x 10' x 7' (700 cubic feet) or larger. If the room is smaller, there must be a louvered door. Place the water heater in such a manner that the air filter, cover and front panels can be removed to permit inspection and servicing, such as removal of elements or cleaning of the filter. The water heater and water lines should be protected from freezing temperatures and high-corrosive atmospheres. Do not install the water heater in outdoor, unprotected areas.

For answers to your Monogram,® GE Profile™ or GE® appliance questions, visit our website at geappliances.com or call GE Answer Center® service, 800.626.2000.

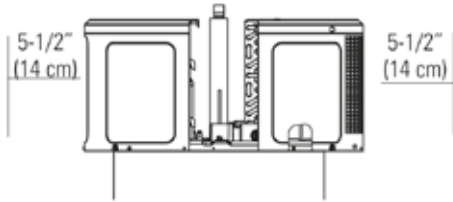


Above illustration intended for dimensional reference only. Refer to photograph for actual product appearance.

GEH50DEEDSC GeoSpring™ hybrid electric water heater

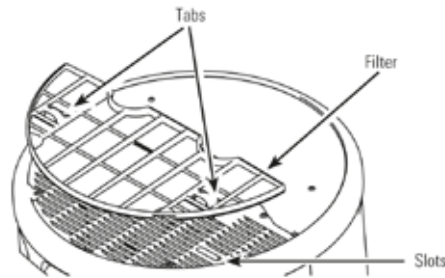
Dimensions and Installation Information (in inches)

Front & back clearance requirements: A 7" clearance is recommended with a minimum of 5-1/2" air space between any object and the front and back of the water heater and 7" on each side. Clearance is needed to allow for removal of the front and back covers in the event service is needed.



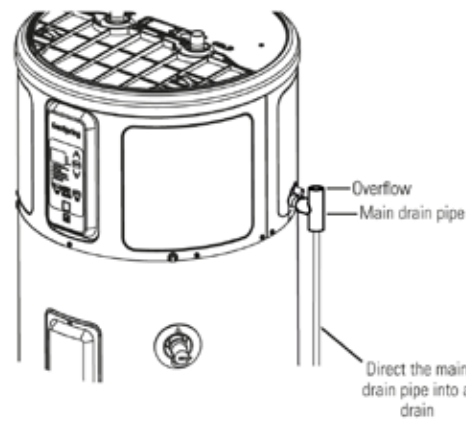
Top filter removal clearance requirements:

A minimum 6" clearance is required at the top of the water heater to pull the filter up and remove it for cleaning. It is critical that the hot and cold water plumbing and the electrical connections do not interfere with the removal of the filter.



Condensate drain required: A primary drain pipe must be installed at the top right side of the water heater. The primary drain is intended to carry all condensate away.

For answers to your Monogram® GE Profile™ or GE® appliance questions, visit our website at geappliances.com or call GE Answer Center® service, 800.626.2000.

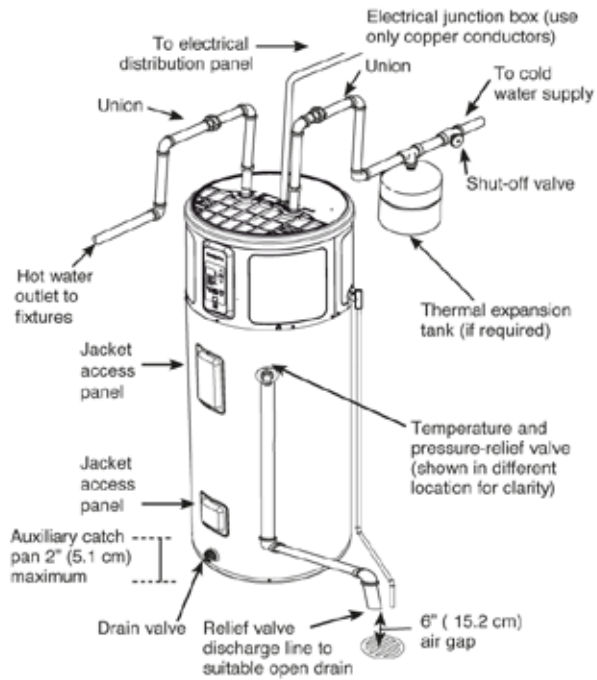


Water Supply Connections: Refer to the illustration below for suggested typical installation. The installation of unions or flexible copper connectors is recommended on the hot and cold water connections so that the water heater may be easily disconnected for servicing if necessary. The HOT and COLD water connections are clearly marked and are 3/4" NPT on all models.

Note: Install a shut-off valve in the cold water line near the water heater. This will enable easier service or maintenance of the unit later.

IMPORTANT: Do not apply heat to the HOT or COLD water connections. If sweat connections are used, sweat tubing to adapter before fitting the adapter to the cold water connections on heater. Any heat applied to the hot or cold water connection will permanently damage the dip tube.

TYPICAL INSTALLATION



Above illustration intended for dimensional reference only. Refer to photograph for actual product appearance.



GEH50DEEDSC

GeoSpring™ hybrid electric water heater

Verification Checklist:

<input type="checkbox"/>	1 Tank location: - Is room size less than 10x10x7 (700 cu. ft.)? If yes, Louvered door or similar ventilation is needed. - Back of unit away from wall by 7 inches. - Front of unit is free and clear. - Is the water heater level ? If no, add shims under the base of the unit.
<input type="checkbox"/>	2 Plumbing connections: - Do not prevent air filter removal. - No leaks after filling the tank with water, either when water is flowing or not.
<input type="checkbox"/>	3 Condensate lines are in place: - Longer PVC pipe on lower drain nozzle and directed into a floor drain or a condensate pump.
<input type="checkbox"/>	4 T & P valve is working and drain line completed per local code.
<input type="checkbox"/>	5 Electrical connection does not prevent air filter removal.
<input type="checkbox"/>	Verify control panel displays 120°F (49°C) Hybrid Mode.
<input type="checkbox"/>	Verify filter is in place.

Normal startup—what to expect after pressing the POWER button

Elapsed time	Hybrid water heater actions	Comments
:00 to 2:00 minutes	Unit will go through self-check	This 2 minute off-time prevents compressor from being “short cycled” (improved reliability).
2:00 to 10:00 minutes	Compressor and fan turn on and run for 8 minutes	This 8 minute period is used to ensure tank is full of water (dry fire prevention algorithm).
10:00 to 30:00 minutes	Compressor and fan turn off, heating elements turn on for approximately 20 minutes.	Quickly provides initial amount of hot water for user (~25 gallons).
30 minutes and beyond	Upper element turns off, and compressor turns back on.	Uses efficient heat pump for majority of heating.

NOTE: Heat pump operating range is 45°F to 120°F.

For answers to your Monogram,® GE Profile™ or GE® appliance questions, visit our website at geappliances.com or call GE Answer Center® service, 800.626.2000.




imagination at work

GEH50DEEDSC GeoSpring™ hybrid electric water heater

Features and Benefits

- Saves \$365 every year* in water heating expenses
- Uses up to 62% less energy than a standard electric 50-gallon water heater
- Proudly assembled in Louisville, KY
- Provides the same hot water recovery as a traditional 50-gallon standard electric water heater with 65 gallons first hour rating
- Installs like a standard electric water heater with the same water and electrical connections
- Limited 10 year warranty provides peace of mind and dependability
- ENERGY STAR® qualified – exceeds federal guidelines for energy efficiency and provides year-round energy and money savings
- GEH50DEEDSC - Charcoal

*Based on DOE test procedure and comparison of a 50-gallon standard electric tank water heater using 4879 kWh per year vs. the GeoSpring hybrid water heater using 1830 kWh every year and national average electricity rate of 12 cents per kWh.



For answers to your Monogram®, GE Profile™ or GE® appliance questions, visit our website at geappliances.com or call GE Answer Center® service, 800.626.2000.

